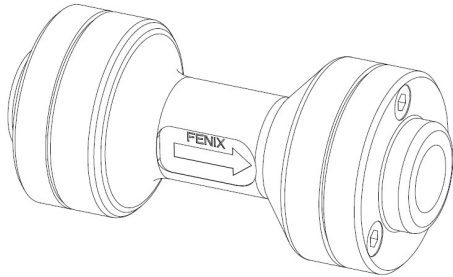


Technical Specification

VP Socket Welded



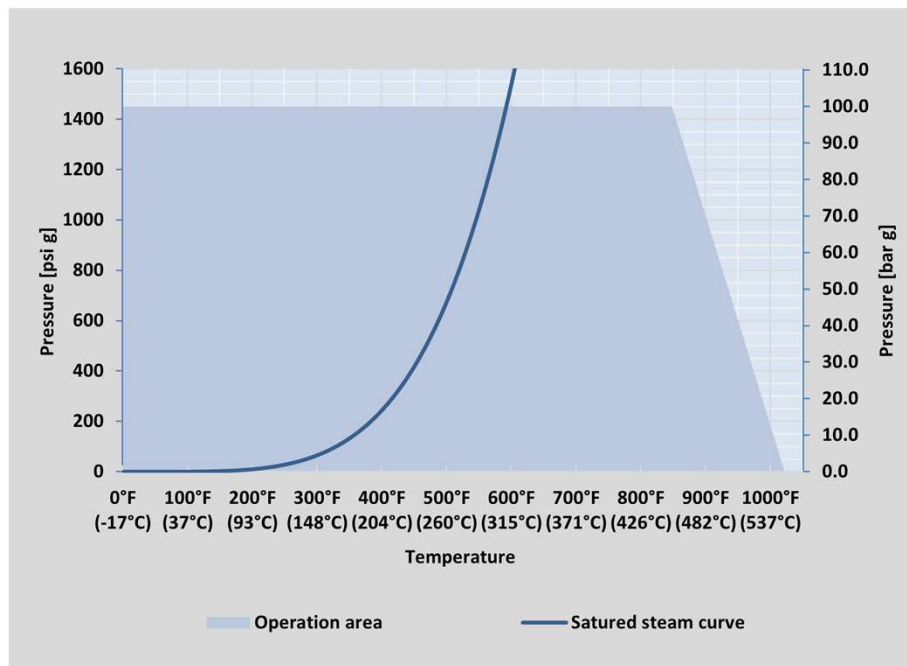
General Description

The VP (Variable Process) is designed for process applications(*) and can be supplied with socket welded connections.

The body of the trap fits between the inlet and outlet connector to allow access to the nozzle without having to remove the complete assembly from the pipework.

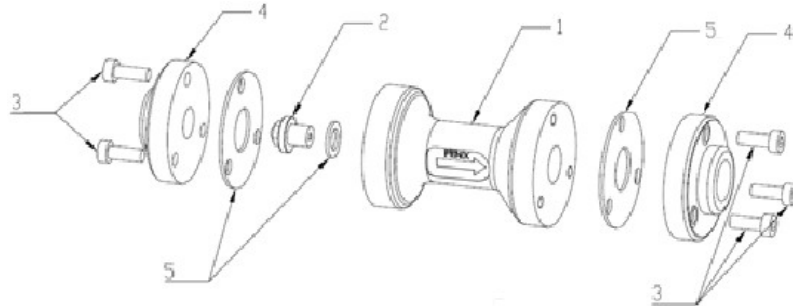
Operating Parameters (ISO 6552:1980)

PMA	1450 psig (100 barg)
TMA	1022°F (550 °C)
PMO	1450 psig (100 barg) @ 842°F (450°C)
TMO	1022°F (550 °C) @ 0 psig (0 barg)



(*) process applications include shell and tube heat exchangers, air heaters, calorifiers, cooking vessels, etc. The traps will operate over the full range of the process from minimum load to the maximum load.

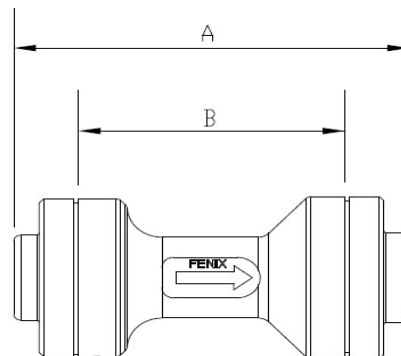
Construction



No.	Part	Material
1	Trap body	304L stainless steel
2	Inlet removable nozzle	316 stainless steel
3	Bolts	Carbon steel
4	Connector Flange	304L stainless steel
5	Gaskets	Graphite reinforced with stainless steel

Spare parts

Part	Code
Connection Gasket	G-8
Nozzle Gasket	G-4 for VP-SW 1 1/2"
	G-5 for VP-SW 2"



Dimensions

Size	A	B	Weight (approx.)
1 1/2" (DN40)	8.58" (218 mm)	6.3" (160 mm)	8.4 lb (3.8 kg)
2" (DN50)	9.44" (240 mm)	7.08" (180 mm)	9.2 lb (4.2 kg)